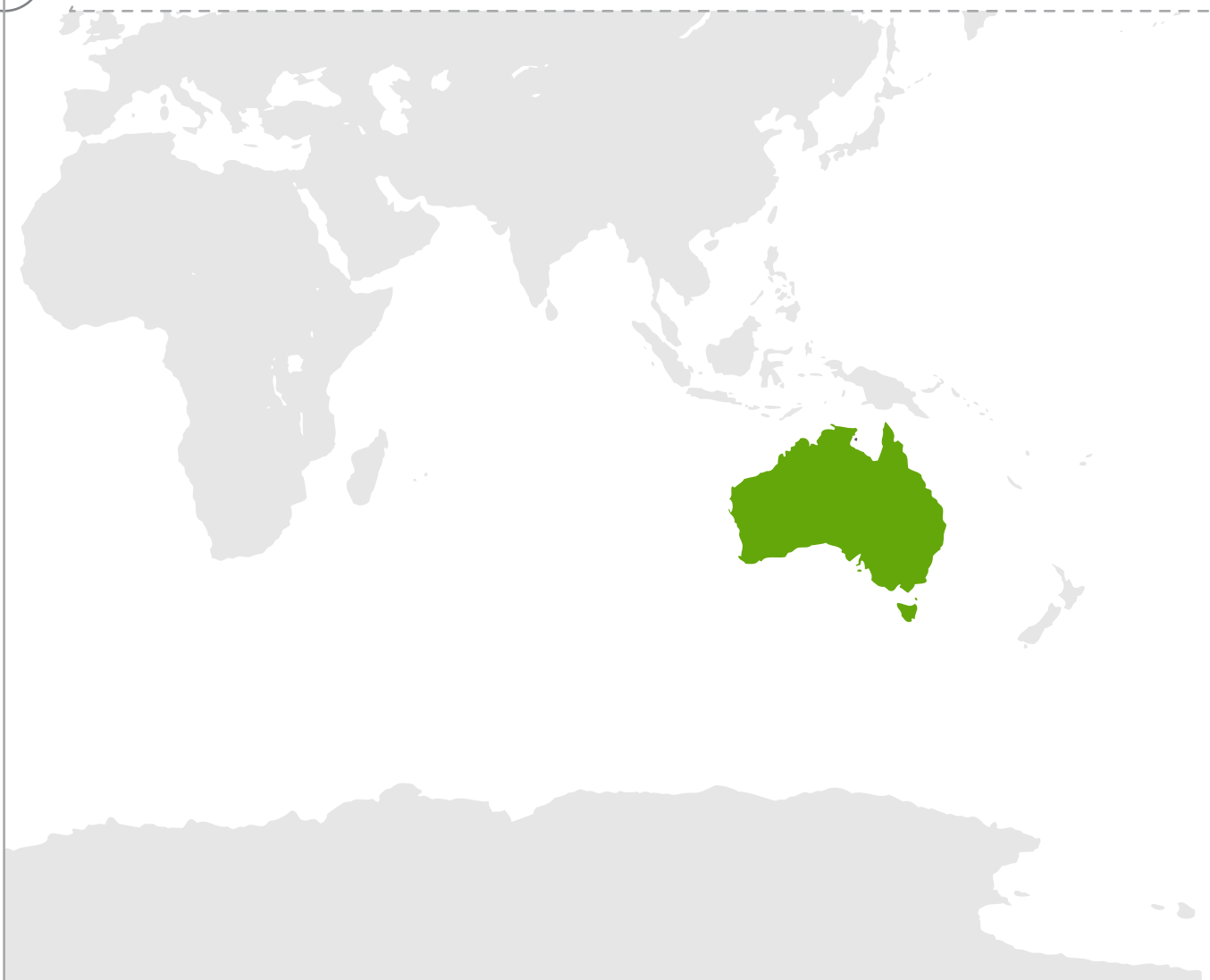


# WOMEN IN AUSTRALIA



# BASIC DEMOGRAPHICS

## POPULATION<sup>1</sup>

23,581,029 People



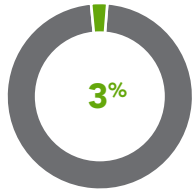
Australia's population is projected to **double** to 46 million by 2075.<sup>2</sup>

## ABORIGINAL & TORRES STRAIT ISLANDERS<sup>3</sup>

Indigenous Population

**669,900**

POPULATION



PERCENTAGE OF TOTAL POPULATION

Median Age

**22** years

ABORIGINAL & TORRES STRAIT ISLANDER

**38** years

NON-INDIGENOUS

## DISABILITY<sup>4</sup>

Total Population

**4.2**

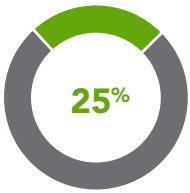
MILLION



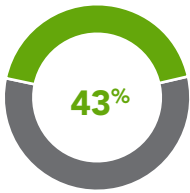
HAVE A DISABILITY

## DIVERSE POPULATION<sup>5</sup>

Of All Households

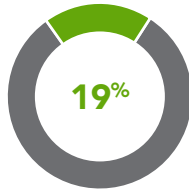


BORN OVERSEAS

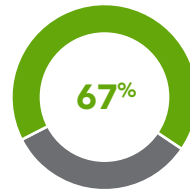


AT LEAST ONE OVERSEAS-BORN PARENT

## AGE RATIO<sup>6</sup>

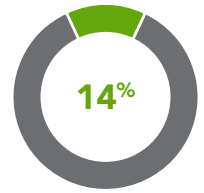


0-14 YEARS



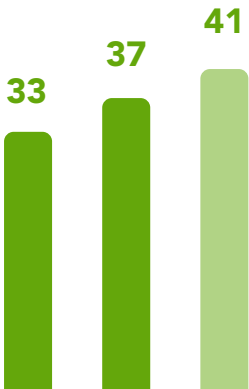
WORKING AGE

15-64 YEARS



65+ YEARS

## MEDIAN AGE<sup>7</sup>



1993 2013 2061 projected

## PROPORTION<sup>8</sup>

People Age 65+



NOW

IN 50 YEARS

## FERTILITY RATE<sup>9</sup>

**1.9**

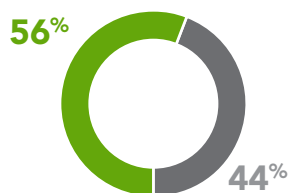
LIVE BIRTHS PER WOMAN

**1.7**

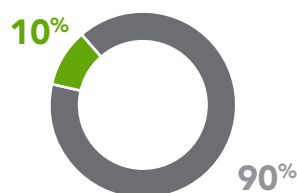
ORGANISATION FOR ECONOMIC CO-OPERATION AND DEVELOPMENT (OECD) AVERAGE

## TERTIARY ENROLLMENT<sup>10</sup>

WOMEN MEN



TOTAL



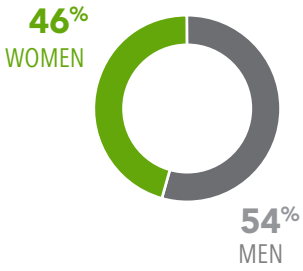
ENGINEERING STUDENTS



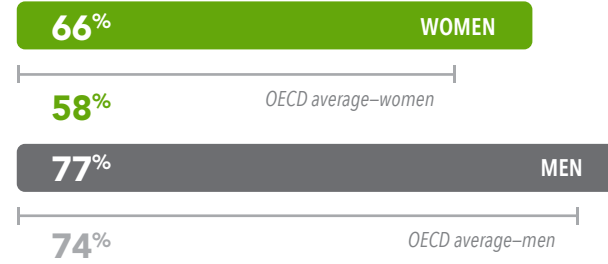
MANAGEMENT/COMMERCE STUDENTS

# LABOUR FORCE

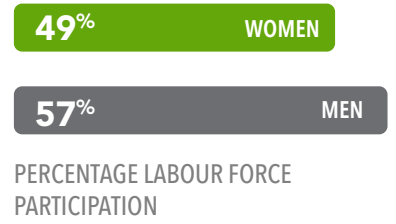
## LABOUR FORCE<sup>11</sup>



## EMPLOYMENT RATE<sup>12</sup>



## DISABILITY<sup>13</sup>



## GENDER WAGE GAP<sup>14</sup>

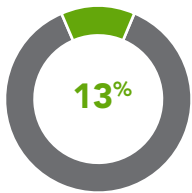


## Average Weekly Earnings (AUD)

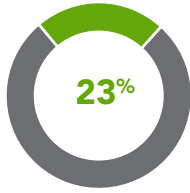


## DIVERSE LABOUR FORCE<sup>15</sup>

Within Labour Force



BORN IN NON-ENGLISH SPEAKING COUNTRIES



BORN OVERSEAS

## WOMEN IN MANAGEMENT<sup>16</sup>



## WOMEN ON BOARDS<sup>17</sup>



Following passage of a diversity-related corporate governance code amendment, the percentage of women on ASX 200 boards increased substantially.

30 June *Regulatory, passed*

1 January *Regulatory, in effect*

22 November *Legislative, passed*

## COUNTRY CONTEXT

### POLITICAL REPRESENTATION<sup>18</sup>

**29%** TOTAL WOMEN *in parliamentary positions*

**22%** *IPU average*

*lower houses ordered by population size*

**20%** NEW SOUTH WALES

**33%** VICTORIA

**21%** QUEENSLAND

**22%** WESTERN AUSTRALIA

**26%** SOUTHERN AUSTRALIA

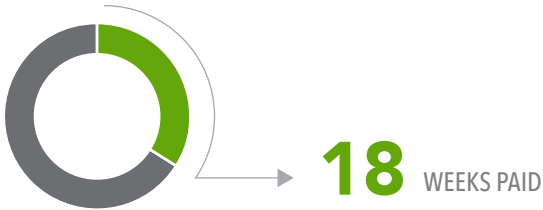
**36%** TASMANIA

**40%** NORTHERN TERRITORY

**41%** AUSTRALIAN CAPITAL TERRITORY

### FAMILY LEAVE<sup>19</sup>

In 2010, Australia became the second-to-last industrialized country—the United States being the sole remaining industrialized country without—to institute government-funded parental leave.



For parents of children born or adopted on or after 1 March 2014:

**\$641.05** AUD PER WEEK  
*before taxes*

### CULTURE<sup>20</sup>

*approximately*

**250**

INDIGENOUS LANGUAGES

**52k**

SPEAK AN INDIGENOUS  
LANGUAGE AT HOME

Gender equality is not a battle of the sexes—it is about one half of humanity supporting each other.<sup>21</sup>

*—Elizabeth Broderick, Sex Discrimination Commissioner  
Australian Human Rights Commission*

---

## SOURCES

---

1. Australian Bureau of Statistics, 3101.0—*Australian Demographic Statistics, Table 4* (September 2014).
2. "Australia's Population Projected to Double by 2075," Australian Bureau of Statistics media release, November 26, 2013.
3. "Aboriginal and Torres Strait Islander Population Nearing 700,000," Australian Bureau of Statistics media release, August 30, 2013.
4. Australian Bureau of Statistics, 4430.0—*Disability, Ageing and Carers, Australia: Summary of Findings, 2012* (November 2013).
5. "2011 Census Reveals One in Four Australians is Born Overseas," Australian Bureau of Statistics media release, June 21, 2012.
6. Australian Institute of Family Studies, *Family, Facts, and Figures 2013* (February 2014).
7. Australian Bureau of Statistics, 3222.0—*Population Projections, Australia, 2012 (base) to 2101* (November 2013).
8. Australian Bureau of Statistics, 3222.0—*Population Projections, Australia, 2012 (base) to 2101* (November 2013).
9. OECD, "How's Life? Measuring Well-Being: Australia," *Better Life Index* (2014).
10. The World Bank Education Statistics, "Enrolment in Total Tertiary: Public and Private: Full and Part Time: Female"; The World Bank Education Statistics, "Enrolment in Total Tertiary: Public and Private: Full and Part Time: Total"; Australian Bureau of Statistics, 1301.0—*Year Book Australia, 2012: Education and Training, Data Cube Table 4* (May 2013).
11. Australian Bureau of Statistics, "Table 3: Labour Force Status by Sex," 6202.0 - *Labour Force, Australia 2015* (March 2015).
12. OECD, "Employment rate indicator" (2015).
13. Australian Bureau of Statistics, "Disability: Education and Employment," 4430.0—*Disability, Ageing and Carers, Australia: Summary of Findings, 2012* (November 2013).
14. OECD, *Employment Database: Gender Wage Gap*; WGEA "National gender pay gap at record high of 18.8%" media release, February 26, 2015.
15. Federation of Ethnic Communities' Councils of Australia, "Fact Sheet 2: The Australian Workforce (The Background)," *Harmony in the Workplace: Delivering the Diversity Dividend* (2013).
16. Workplace for Gender Equality (WGEA), *Australia's Gender Equality Scorecard* (2014).
17. Australian Institute of Company Directors, "Appointments to S&P/ASX 200 Boards"; Parliament of Australia, *Equal Opportunity for Women in the Workplace Amendment Bill 2012, 2013*; ASX, "Corporate Governance Council"; ASX Corporate Governance Council, *Proposed Amendments to the ASX, Corporate Governance Council Corporate Governance Principles and Recommendations, Exposure Draft* (April 22, 2010); Catalyst, *2014 Catalyst Census: Women Board Directors* (2015); Australian Institute of Company Directors, "Boards Should Adopt 30 Per cent Target for Female Directors" *Company Directors Factsheet* (April 9, 2015).
18. Council of Australian Governments (COAG), *Tracking Equity: Comparing Outcomes for Women and Girls Across Australia* (November 2013): p. 36-37; Dr. Joy McCann and Janet Wilson, *Representation of women in Australian Parliaments 2014, Parliament of Australia, Politics and Public Administration* (2014).
19. Australian Government, Department of Social Services, "Parental Leave Pay"; KJ Dell'Antonia, "New Act Proposes National Paid Family Leave Policy," *The New York Times*, December 11, 2013.
20. Australian Government, Attorney General's Department, Ministry for the Arts, "Indigenous Languages Support Fact Sheet"; Australian Bureau of Statistics, 4713.0—*Population Characteristics, Aboriginal and Torres Strait Islander Australians, 2006* (May 2010).
21. Holly Jones, "Elizabeth Broderick Named Australia's Most Influential Woman," *Women's Agenda* (2014).



Changing workplaces. Changing lives.

updated: 13 July 2015



This work is licensed under a Creative Commons  
Attribution-NonCommercial-NoDerivatives 4.0 International License.

catalyst.org